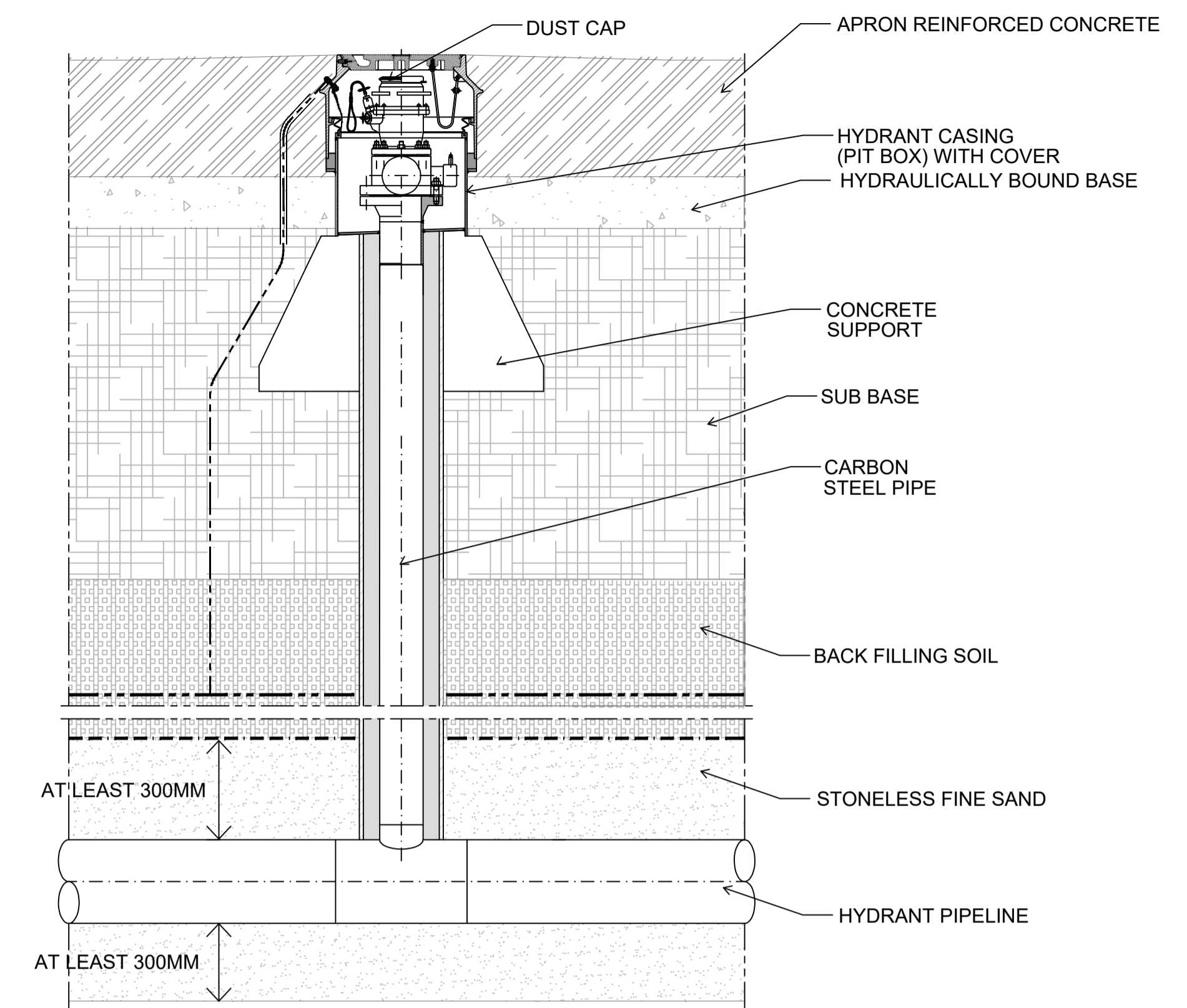
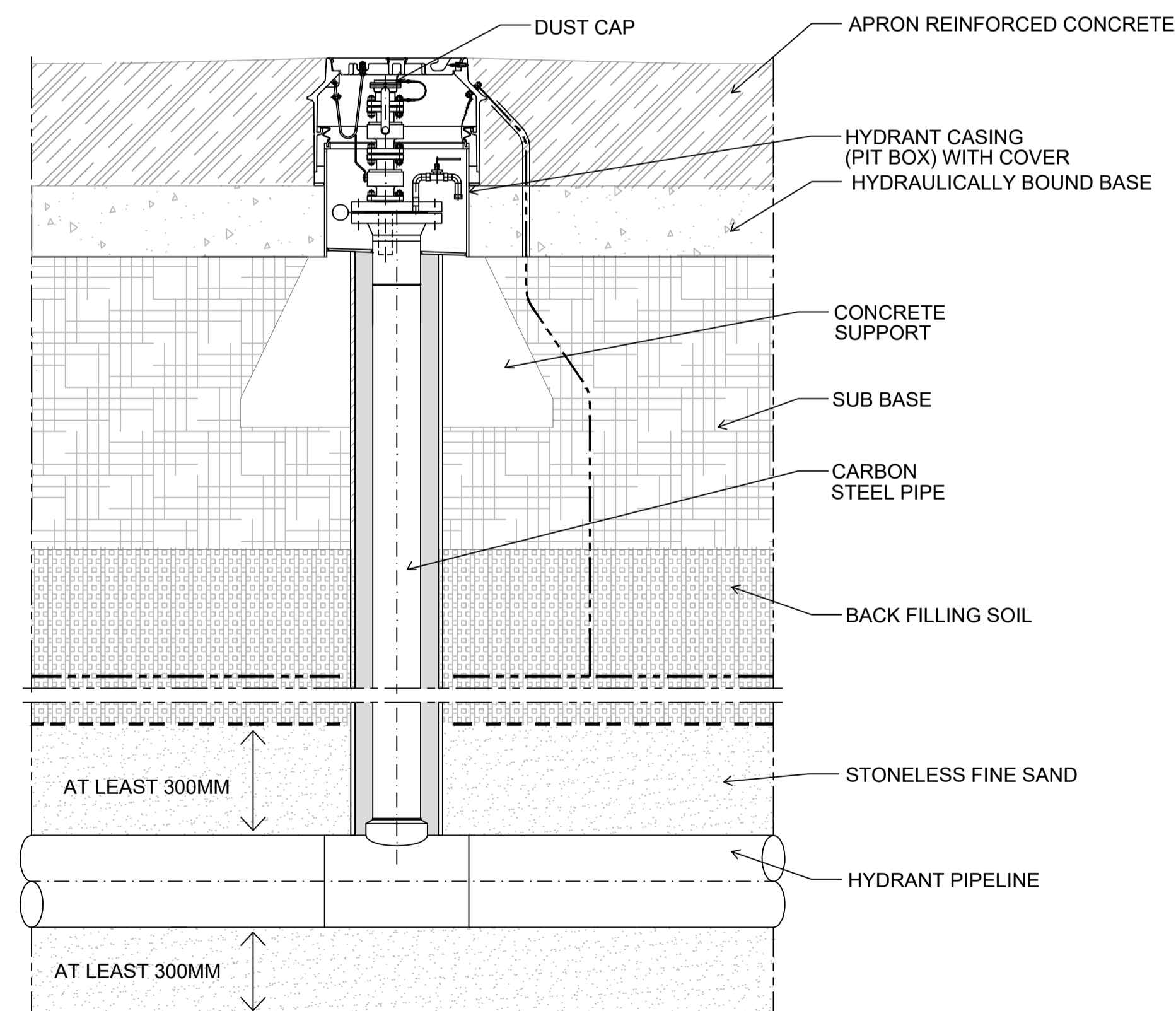


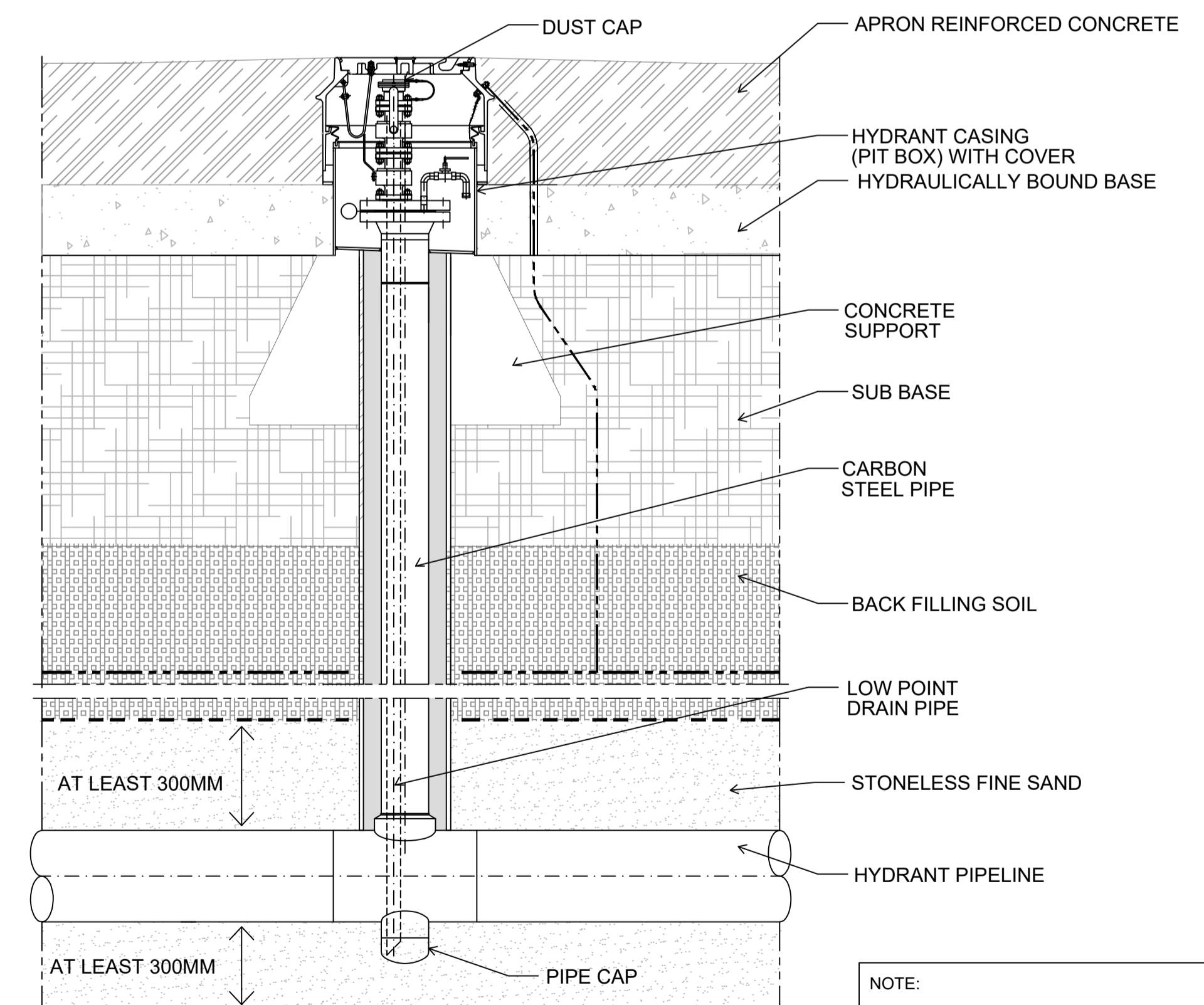
**A** TYPICAL FUEL HYDRANT PIT DETAIL  
SCALE: - NTS



**B** TYPICAL FUEL HYDRANT PIT DETAIL  
SCALE: - NTS



**C** TYPICAL HIGH POINT VENT ON APRON  
SCALE: - NTS



**D** TYPICAL LOW POINT DRAIN ON APRON  
SCALE: - NTS

NOTE:  
1. IF THIS DRAWING HAS BEEN RECEIVED ELECTRONICALLY, IT IS THE RECIPIENT'S RESPONSIBILITY TO PRINT THE DOCUMENT TO THE CORRECT SCALE.  
2. THIS DRAWING SHOULD BE READ IN CONJUNCTION WITH OTHER RELEVANT DRAWINGS AND SPECIFICATIONS.  
3. ALL DIMENSION IN METER UNLESS OTHERWISE SHOWN.

CONSULTANTS:	DRAWN BY:	R.A.B.C.	SUBMITTED BY:	RECOMMENDING APPROVAL:	APPROVED BY:	PROJECT TITLE:	DRAWING STATUS:	FINAL	SET NO.	SHEET NO.	
Urban Integrated Consultants, Inc. <small>UICI Corporate Bldg., 8 Lands Street, VASRA, Diliman, Quezon City, 1128</small>	CHECKED BY:		EFREN L. DAVID PRESIDENT - UICI	JAIME ALBERTO C. MELO VICE PRESIDENT AIRPORT OPERATION MANAGEMENT GROUP	ALEXANDER S. CAUGUIRAN PRESIDENT / CHIEF EXECUTIVE OFFICER	CONSTRUCTION OF THE HORIZONTAL INFRASTRUCTURE PROJECT OF THE CLARK INTERNATIONAL AIRPORT NEW TERMINAL BUILDING PROJECT (FORMERLY CLARK AIRPORT LOW COST TERMINAL)	REVISION Δ:	JULY 9, 2018	AF-2	106 116	
	DWGS. CHK. BY:	A.T.C.					REVISION Δ:	JULY 16, 2018			
	CLARK INTERNATIONAL AIRPORT CORPORATION						SHEET CONTENTS:	TYPICAL FUEL HYDRANT PIT DETAIL			DATE: